

【Ishioka City】 How to separate and put out the garbage

Burnable garbage

- Kitchen garbage ●Plastic ●Non-recyclable paper
- Cloth ●Rubber ●Used cooking oil ●Lumber

■Put the garbage in the Ishioka City designated garbage bag, and write your garbage collection site number and your name on it. Then, put your garbage out at the designated garbage collection site on the collection day.

If you do not follow these rules, your garbage will not be collected.

■Tie the bag tightly.

Garbage that can not be tied up is considered Oversized garbage.

■Futons smaller than a single size will be collected.

(Anything measured under 150cm×210cm.)

Fold the Futons one by one and tie it with a string.

Futons larger than a single size are considered Oversized garbage.



■Put Blankets, Cushions, and Soft mattresses in the Ishioka City designated garbage bag.

■Impregnate paper or cloth with Used cooking oil and put it in the Ishioka City designated garbage bag.



Garden waste

- Plant waste ●Fallen leaves ●Twigs
- Bamboo ●Branches

■Garden waste is collected on Burnable garbage collection day.

■Put plant waste, Fallen leaves, and Twigs in the Ishioka City designated garbage bag.

■Cut Bamboo and Branches to a thickness of no more than 5cm and a length of no more than 60cm. Tie them up with string. If you take them to the garbage disposal site, you have to cut them to a thickness of no more than 15cm and a length of no more than 150cm.

■You can dispose of up to 10kg of them at a time.

■Put Lumber in the Ishioka City designated garbage bag.

Garbage that do not fit in the designated garbage bag are considered Oversized garbage.



Empty cans and Metals

- Steel cans ●Aluminum cans ●Spray cans
- Cutting tools (Knife, Scissors, etc.) ●Magnets
- Small home appliances ●Pots, Skillets

●Products with non-removable batteries

(Electronic cigarettes, Wireless earphones, Portable fans, etc.)

●Cigarette lighters

●Umbrellas (Remove the cloth.)

●LED fluorescent lights, LED light bulbs



■Put them in a container. Garbage that do not fit into the container are considered Oversized garbage.

■Empty spray cans and Cigarette lighters before disposing of them.

Remove gas outside the house.

Pierce the spray cans to remove gas.

■Apply a tape to the blade of the Knife.



■Cut off all electric cords and put them in a container with the main body of the appliance.

■Remove the batteries and put them out on Batteries and Mercury thermometers collection day.

Glass bottles

【Distinguish Glass Bottles by the color of the tip, and separate them into colorless, brown, and other colors.】

- Colorless glass bottles ●Brown glass bottles
- Glass bottles of other colors

※Milky white glass bottles are collected on Glass and Potteries collection day.

■Rinse the inside and take the caps off.

Put metal caps out on Empty cans and Metals collection day.



■Put them in a container. Broken glass bottles are also collected.

■Glass cups and vases are collected on Glass and Potteries collection day.

Glass and Potteries

- Dishes ●Glass cups ●Mirrors ●Glasses ●Vases
- Flower pots
- Milky white glass bottles. ※Bottles with a milky white tip.

■Put them in a container. Broken garbage are also collected.

Garbage that do not fit into the container are considered

Oversized garbage.

■Bricks, Blocks and Concrete will not be collected.

■Garbage containing metals or plastics will not be collected.



PET bottles

●Garbage with this mark will be collected.



■Rinse the inside and take the caps and labels off.


Put the caps and labels out on Burnable garbage collection day.

■Crush the Plastic bottles and put them in a container.



Waste papers

- Cardboard
- News papers and other paper stuff
- Magazines (Including Empty boxes)



■ Garbage collection day varies for different types of waste, so please bundle each type together crosswise with string.

■ Wet or dirty garbage can not be recycled, so put them in the Ishioka City designated garbage bag and take them out on Burnable garbage collection day.



Recycled cloth

- Shirts
- Sweaters
- Suits
- Kimonos
- Pants
- Scarves
- Sheets
- Curtains, etc.

■ Put them in a clear bag or tie them crosswise with string.



■ Garbage containing white cottons or sponges and dirty garbage will not be collected. So put them in the Ishioka City designated garbage bag and take them out on Burnable garbage collection day.

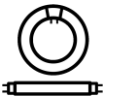


Fluorescent lights and Light bulbs

- Fluorescent lights
- Light bulbs
- Glow tubes

■ Put them in a container. Broken garbage are also collected.

■ Put LED fluorescent lights or LED light bulbs out on Empty cans and Metals collection day.



■ They are collected on the same day as Batteries and Mercury thermometers, but should be placed in a separate container.

Batteries and Mercury thermometers

- Dry Batteries
- Batteries such as Lithium-ion batteries
- Button batteries
- Portable batteries
- Mercury thermometers
- Mercury manometers



■ Put them in a container.

Put broken garbage in a bag and then place them in a container.

■ Swollen, overheated, or chipped batteries and car batteries will not be collected, so you have to take them to the garbage disposal site yourself.

■ They are collected on the same day as Fluorescent lights and Light bulbs, but should be placed in a separate container.

Garbage that can not be taken to the garbage disposal site

- Blocks
- Bricks
- Tiles
- Stones, Sand
- Pallets
- Concretes
- Pesticides
- Fertilizers
- Agricultural vinyls
- Fire extinguishers
- Tires
- Syringes
- Gas cylinders
- Products containing freon gas (Dehumidifiers, etc.)
- Construction waste
- Industrial waste etc.



These can not be disposed of at the garbage collection site.

Ask a retailer or a specialized waste disposal company to dispose of it.

Oversized garbage

“Oversized garbage” is garbage that is too large to fit into a container or the Ishioka City designated garbage bag. So this is garbage that can not be put out in the garbage collection site.

※For how to dispose of Televisions, Refrigerators, Freezers, Washing machines, Clothes dryers, and Air conditioners, check the section on “Items subject to the Home Appliance Recycling Law”.

■ **In case of taking garbage to the garbage disposal site yourself.**

The name of the garbage disposal site is “Kasumidai Clean Center Mirai”.

■ **In case of using Ishioka City’s paid collection service.**

Call Ishioka City’s Living Environment Division beforehand.

OT e l : 0299-23-7301



○Collection day : Monday to Friday
(Excluding national holidays)

○Garbage disposal fee : Large size ¥1,020 per item
Midium size ¥510 per item
Small size ¥300 per item

※Take garbage outside in the garden beforehand.

※Generally, that fee will be collected then and there. (Cash only.)

About the garbage disposal site

「Kasumidai Clean Center Mirai」

○Address : 1824-2, Takasaki, Omitama City

OT e l : 0299-26-0246

○Reception date and time :

Monday to Saturday (Including national holidays)

8:30 AM to 4:30 PM

○Garbage disposal fee :

Household garbage ¥100 per 10kg

Business waste (General waste only)

¥200 per 10kg

※Bring ID document such as a driver’s license or residence card.



Items subject to the Home Appliance Recycling Law

- Televisions ●Refrigerators (Including Winecellars)
- Freezers ●Washing machines ●Clothes dryers
- Air conditioners

These appliances are disposed of differently from other Oversized garbage.

Check the manufacturer beforehand, go to postoffice.

Pay the Recycling fee and receive a Recycling ticket.

※Check the inch of Televisions and the capacity of Refrigerators and Freezers Beforehand.



What to do after buying a Recycling ticket

■In case of bringing the appliances to the designated collection Point

【Designated collection point】

「Ibaraki Distribution Service Co.,Ltd.」

○Address : 5685-1, Shishikura, Kasumigaura City

○T e l : 0120-319640

Telephone reception hours 9:00 AM to 6:00 PM

※Call to check reception hours and holidays beforehand.

Bring your appliances and Recycling tickets.

■In case of using Ishioka City's paid collection service

Call Ishioka City's Living Environment Division beforehand.

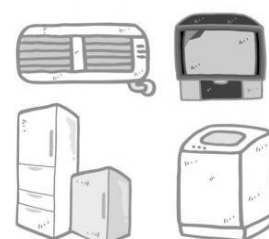
○T e l : 0299-23-7301

○Collection day : Monday to Friday (Excluding national holidays)

○Garbage disposal fee : ¥1,540 per item

※Take garbage outside in the garden beforehand.

※Generally, that fee will be collected then and there. (Cash only.)



Garbage disposal rules

◆Ishioka City's garbage collection calendar is divided into **two routes in the Ishioka area** and **six routes in the Yasato area**.

Check the garbage collection calendar for your area and put out your garbage accordingly.

◆Garbage collection site can be only be used with permission from the garbage collection site manager.

If you live in an apartment, you need to get permission from the management company, otherwise from the chairman of a neighborhood association.

Do not use without permission.

◆Put out your garbage **by 8:30 AM in the Ishioka area** and **by 8:00 AM in the Yasato area** at the garbage collection site.

Put out your garbage in the morning of the garbage collection day, not the night before.

◆Garbage that is against the rules or is put out after collection will not be collected.

Besides, collection times are not always the same.

Keep to the designated time for garbage collection.

◆When disposing of burnable garbage, you must use the Ishioka City designated garbage bag and write your garbage collection site number and your name on it.

Write either your first name or last name.

◆When using a container to dispose of garbage, dispose of the amount that fits in the container.

◆If you have any questions, please call Ishioka City's Living Environment Division. (Tel : 0299-23-7301)

